



CHILDREN AND FAMILY COURT ADVISORY AND SUPPORT SERVICE

Paper for the Board meeting on 05 October 2006

PERFORMANCE REPORT

1 AIM AND PURPOSE

- 1.1 To provide the Board with an update overview of the operational service position as at 31 July 2006.

2 ACTION FOR THE BOARD

- 2.1 This report is for information and discussion only.

3 RECOMMENDATION

- 3.1 For the Board to note the report and key issues.

4 KEY ISSUES FOR THE BOARD TO NOTE

- 4.1 **Public Law backlog:** A low level of unallocated public law cases (2.5% to date this year against a target of 3%) is being sustained – see Table 1 for the year on year trend. July's backlog was 280 cases. Due to seasonal variations, the unallocated trend historically increases during late summer. We have achieved 55.8% for the year to date of allocations within 2 days against a target of 70%, and of allocations within 28 days against a target of 98%, we have achieved 93.2%. July's figures for both allocation areas were the highest to date: 57% and 94.8% respectively.

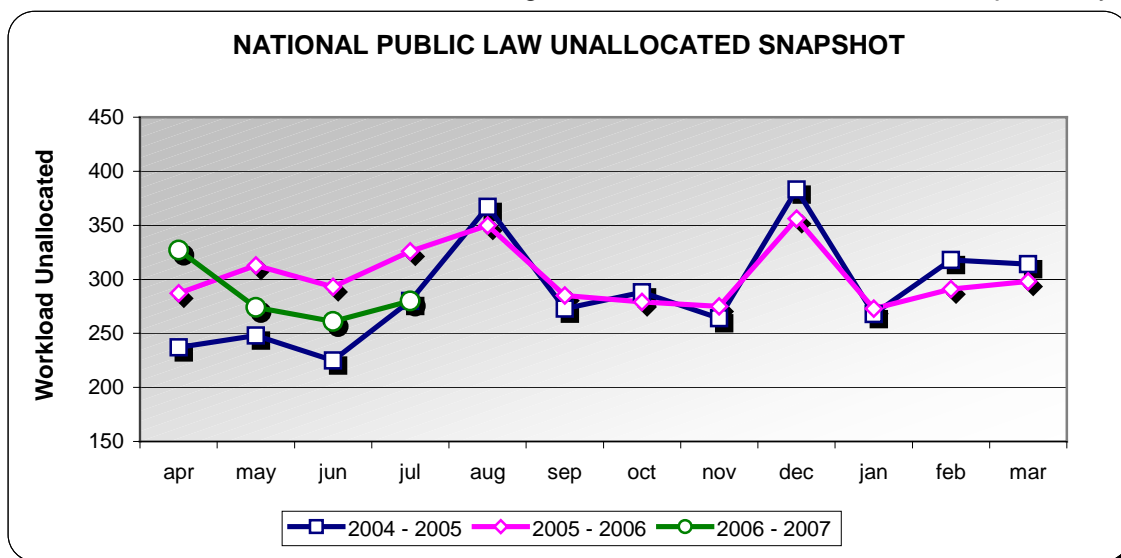


Table 1

- 4.2 **Public Law demand:** In comparing April through July of this year to the previous year, Public Law **care** requests are up 7%. Table 2 illustrates the year on year care demand trend. Four regions had an increase higher than the national average compared to last year's July: Eastern (11.3%), North West (20.1%), Southern (23.5%), West Midlands (19.7%) and Yorks & Humberside (14%). Overall Public Law requests, when including adoption and supervision cases, were up 4.5% comparing the same period. Southern had the highest increase in total requests to date with 42.4%.

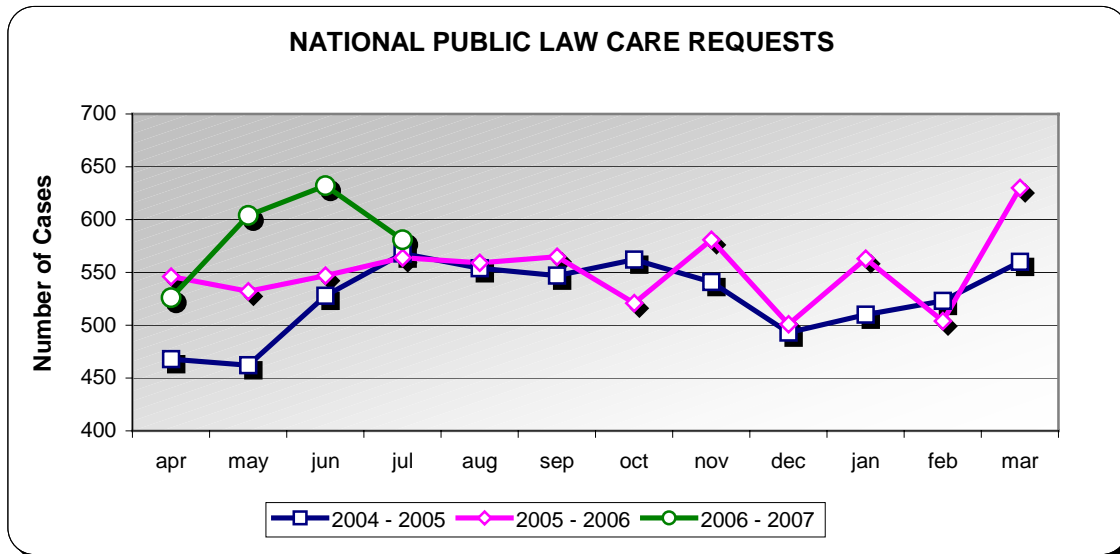


Table 2

4.3 **Public Law Regional issues to note:**

Eastern: Trend: there is a rolling upward trend and care requests are up 11.3% overall. Beds/Herts and Norfolk have both had demand increases, including care. Backlog: public law unallocated to date this year is 3.7% with Norfolk's unallocated to date being 13.6% against a target of 3%. However, Norfolk runs a duty scheme where a guardian attends all first directions hearings.

North East: Trend: there is a rolling upward trend and requests are up slightly overall. Durham and North of Tyne have both had care demand increases. Backlog: public law unallocated to date this year is 6% with Durham (6.9%), North of Tyne (4.9%) and South of Tyne (9%) not meeting the unallocated target of 3% to date.

West Midlands: Trend: there is a rolling upward trend and care requests are up 19.7% overall. All teams have had demand increases. Backlog: public law unallocated to date this year is 3.5% with Birmingham (6.3%), Coventry (4.1%) and Staffordshire (4.3%) not meeting the unallocated target of 3% to date.

- 4.4 **Private Law backlog:** The overall unallocated workload in private law to date this year is 3.2% (against the performance target of no more than 4% of the workload to remain unallocated 10 weeks before filing date) – see Table 3 for the year on year trend. Due to seasonal variations, the unallocated trend historically increases during late summer.

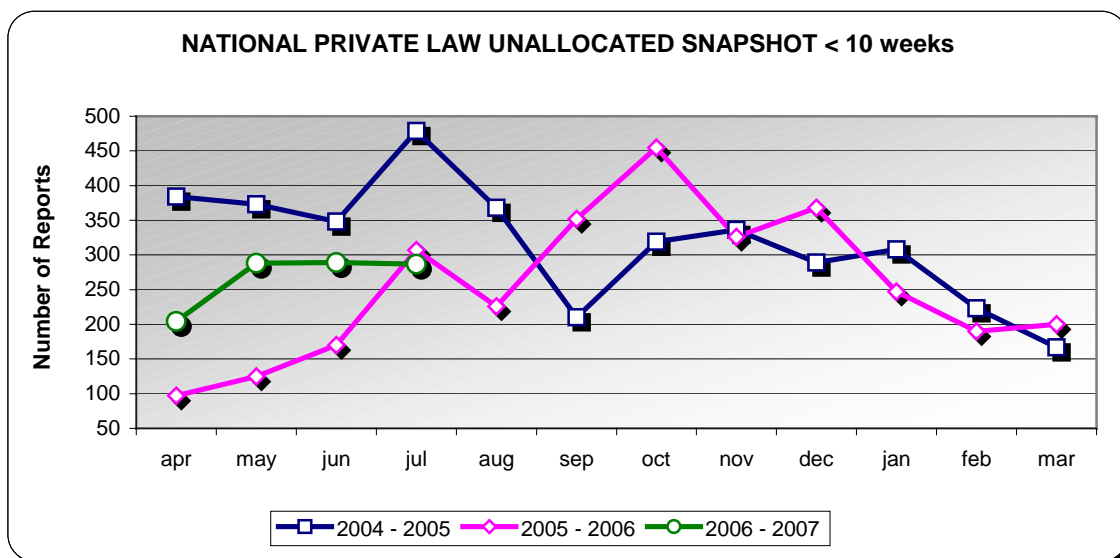


Table 3

- 4.5 **Private Law demand:** Comparing April through July of this year to last year, demand in private law is down nationally 11.6%. All regions are reflecting this downward trend in total private law reports, except for the Yorks & Humberside region with a slight increase of 1.6%. Rule 9.5 cases are up 18.4% compared to same period last year, with six of the regions showing an increase: Greater London (27 cases), North East (17 cases), North West (13 cases), South West (20 cases), West Midlands (6 cases) and Yorks & Humberside (1 case).

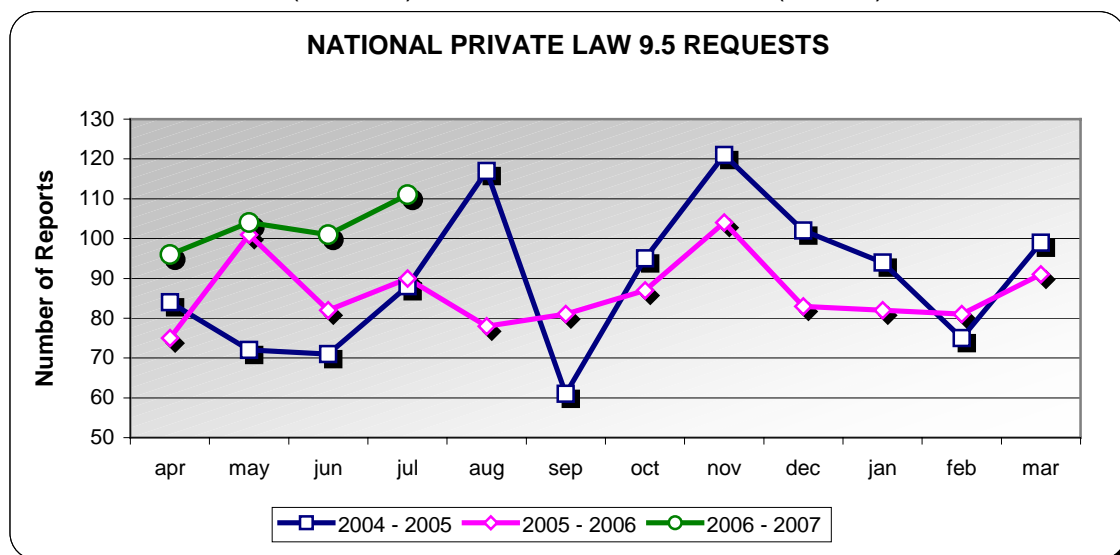


Table 4

4.6 Private Law Regional issues

South East: Trend: there is a rolling downward trend and total requests, including 9.5 requests are down. East Sussex and Guildford have both had total demand increases. Backlog: private law unallocated less than 10 weeks to date is 10.9% this year to date but with Canterbury (5.7%), Chatham (15.3%), East Sussex (16.9%) and Guildford (12.9%) not meeting the unallocated target of 4%.

- 4.7 **Private Law Agreed Filing Times:** One team lowered their filing time with their Courts in July: Wiltshire (from 14 to 12 weeks) and four raised their filing times with their Courts in July: North of Tyne (from 12 to 14 weeks), South of Tyne (from 12 to 14 weeks), Bolton (from 14 to 16) and South Yorkshire (from 10-12 to 14-16). 28.8% 😊 of teams meet the standard filing time of 10–12 weeks, 23.3% 😞 of teams are on target to meet the standard with 13–14 weeks, 45.2% of teams have agreed filing times of 15–16 😡 weeks and 2.7% 😡 (2 teams) of teams are filing more than 16

weeks. They are Maidstone (17 weeks) and Canterbury (+17 weeks) – Table 5 below.

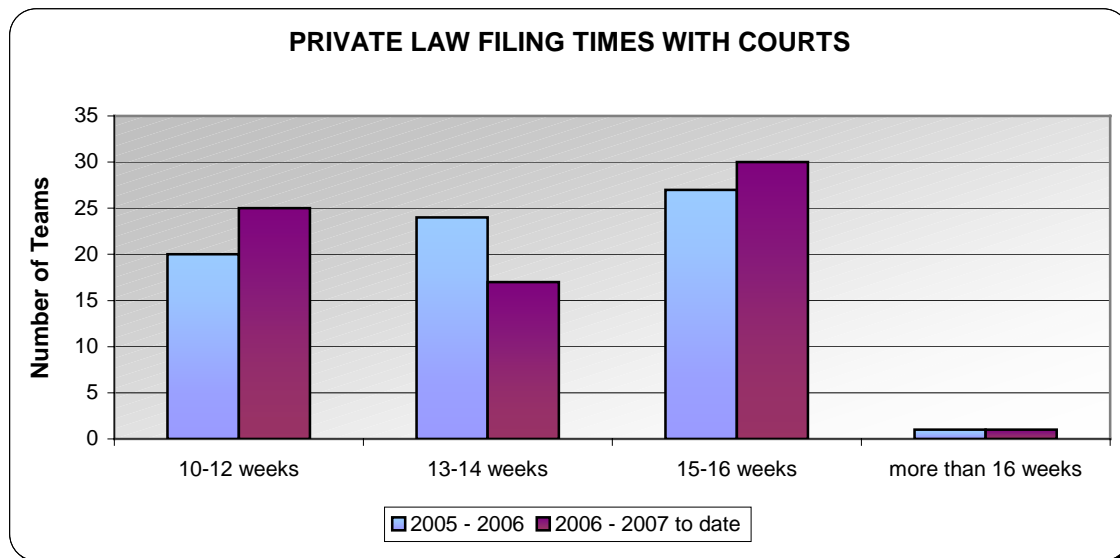


Table 5

- 4.8 A Regional Performance Summary for 2005-2006 to date has been included **(Appendix 1)**. This Summary highlights key performance information on a regional basis compiling information on Operations, Human Resources, Complaints, Diversity and Finance. This report shows cumulative performance for July 2006 and will build a picture of performance as the year progresses.
- 4.9 More comprehensive analysis on the all these issues will be presented after the next quarter. This will include an update about how the duty input to public law cases supports our performance against KPI 1.

Sherry Malik
Corporate Director, Strategy & Performance
September 2006

Allison Calvert
Corporate MIS Manager